

GRATIOT CO. FAIR FOR  
  
YOUTH

*Rabbit Project  
Record Book*

*Junior Division*

Check one or more Project areas

\_\_\_\_\_ Pet

\_\_\_\_\_ Breeding

\_\_\_\_\_ Market

Name: \_\_\_\_\_


Address: \_\_\_\_\_

4-H Club: \_\_\_\_\_


4-H Leader: \_\_\_\_\_

4-H Age (as of 1/1): \_\_\_\_\_ Years in 4-H Rabbit Project: \_\_\_\_\_

Record Started: \_\_\_\_\_ Record Closed: \_\_\_\_\_  
*Month/Day/Year* *Month/Day/Year*



## Why Keep Records?



- Members learn more about their project animals - costs, feed, health and management skills.
- Documents activities and progress in the project.
- Improves management and production practices.
- Helps plan future projects.

Keep this record as part of your Personal 4-H Records.  
This information is helpful in applying for 4-H awards and scholarships.  
Remember - records are no better than what YOU put into them!

I understand that this is a **completed** Rabbit Record Book as required.

4-H'ers Signature: \_\_\_\_\_

4-H Leader's Signature: \_\_\_\_\_

- A completed record book should have a beginning and final photograph. You are encouraged to be in the photo with your project animal(s), include more photographs and include captions. You may use additional pages.
- Record book sheets should be submitted in a 3-ring binder.
- Ideas for Topic Reports:  
Proper Care and Nutrition; Selection; Animal Science; Safe Management Practices or Diagram of Farm Set-up; Veterinary Science; Food Products (such as sample "healthy" recipes); Judging, etc.

**MSU Gratiot Extension**  
219 N. State Street  
Alma, Michigan 48801  
<http://msue.anr.msu.edu/county/info/gratiot>  
Phone: (989) 875-5233

Used with permission from Montcalm County Extension

## Objectives of the 4-H Rabbit Project



1. To gain knowledge and skills in managing and caring for rabbits.
2. To learn to select quality rabbits and how to feed them balanced rations.
3. To maintain management records to base decisions on regarding feed, production and breeding of rabbits.
4. To participate in group activities within the club and to assume responsibility in the 4-H Club rabbit program.
5. To gain satisfaction from completing a project to the best of your ability.
6. To let members experience and cope with the values and attitudes of responsibility, in a relatively unsupervised environment. The supervision will be on a periodic basis.
7. To let the member contribute to the family table with rabbit meat, or to experience the marketing process and system in disposal of the product.
8. To let the member experience competing through showing rabbits at local, area and state 4-H rabbit shows.

## 4-H Rabbit Project Guidelines

1. Members should enroll in the fall, even though they may not yet have animals. This will enable members to be well prepared to receive their animals.
2. Project records must be started and kept until the end of the project year. The latest date for starting records and for ownership of project animals is May 1 of the current 4-H year.
3. Members are encouraged to exhibit their animals at least once during the project year, such as the county fair, area rabbit shows and the state 4-H rabbit show.

## 4-H Rabbit Project Showmanship



1. All members are required to participate in the showmanship division of the 4-H Rabbit Project.
2. Exhibitors to be appropriately and neatly groomed/dressed in a long sleeved white shirt or lab coat and black pants.

## Rabbit Project Summary

Name: \_\_\_\_\_ 4-H Age (as of 1/1): \_\_\_\_\_

4-H Club: \_\_\_\_\_

This page is completed using ALL your current 4-H project animals.

- |                                      |                                  |
|--------------------------------------|----------------------------------|
| 1. In my 4-H project I started with: | During the current year I added: |
| _____ doe(s)                         | _____ doe(s)                     |
| _____ buck(s)                        | _____ buck(s)                    |
|                                      | _____ kindled litters            |

2. Number of meetings held: \_\_\_\_\_.
- Number I attended: \_\_\_\_\_.



3. I gave \_\_\_\_\_ project talks or demonstrations. Topics were:

---

---

---

---


4. Number of fairs, shows or rabbit related activities I attended: \_\_\_\_\_.

List: \_\_\_\_\_

---

---


---



## Complete Show Record

Ear # or Name of Animal	Date of Show	Location of Show	Type of Show	Class Entered	# In Class	Placing or Award





## Housing

1. What type of housing do you use? (for example: all wood, wood and wire, all wire, etc.)

---

---

---

Why? \_\_\_\_\_

---

---

---

2. What size cages do you use? \_\_\_\_\_

---

---


Why? \_\_\_\_\_

---

---

---

## Feeding



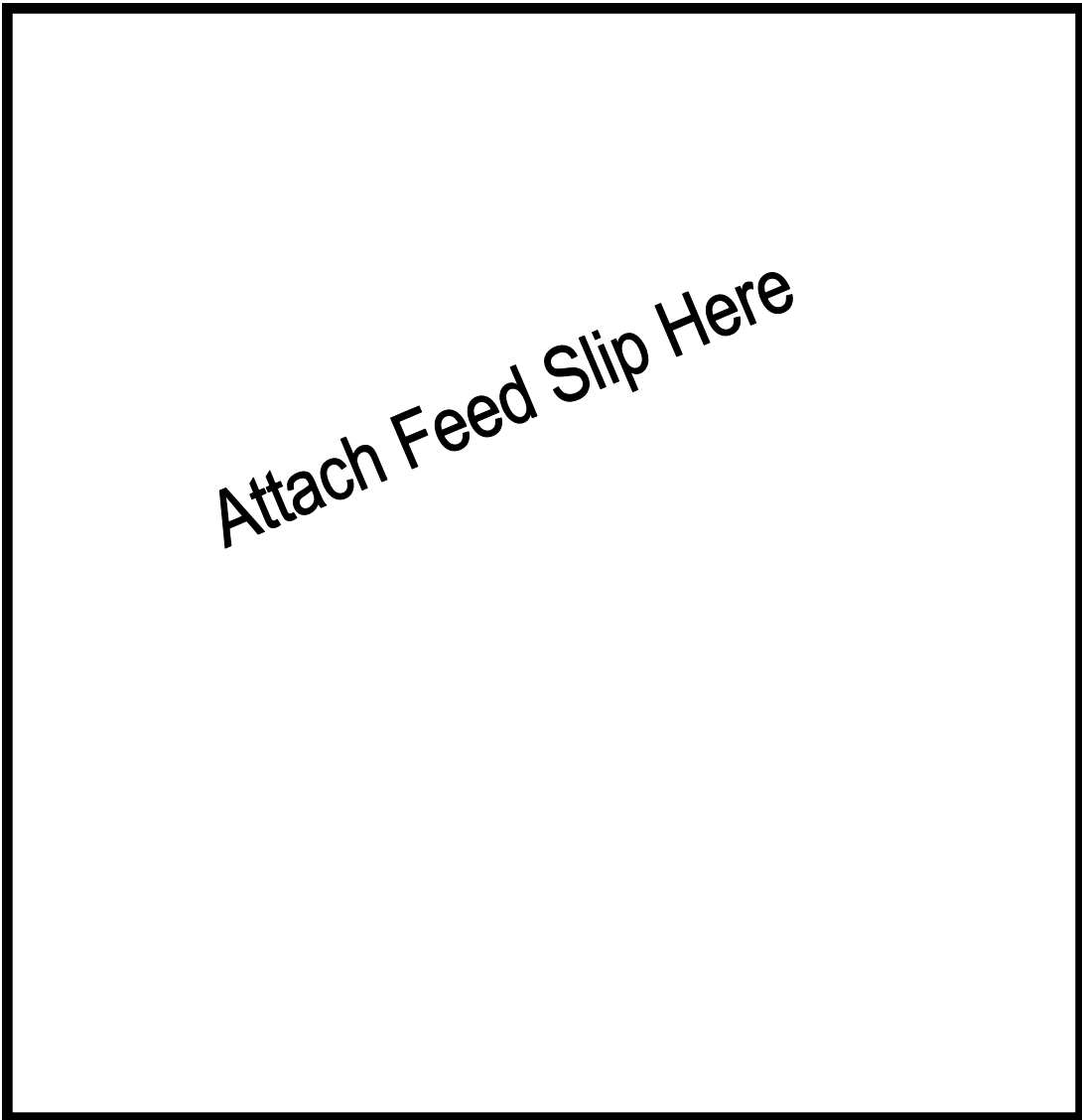
1. What kind of food do you use? \_\_\_\_\_  
Why? \_\_\_\_\_  
\_\_\_\_\_  
\_\_\_\_\_
2. What percentage of protein does your brand of food have? \_\_\_\_\_  
\_\_\_\_\_  
\_\_\_\_\_
3. Do you feed your rabbit(s) anything other than pellets? What and Why?  
\_\_\_\_\_  
\_\_\_\_\_  
\_\_\_\_\_
4. How often do you feed your rabbit(s)? \_\_\_\_\_  
Why? \_\_\_\_\_  
\_\_\_\_\_  
\_\_\_\_\_
5. Do you feed your rabbit(s) at a specific time each day? \_\_\_\_\_ Yes \_\_\_\_\_ No  
Why? \_\_\_\_\_  
\_\_\_\_\_  
\_\_\_\_\_




**Feeding**  
*(continued)*

5. How do you store your feed? \_\_\_\_\_  
\_\_\_\_\_  
\_\_\_\_\_

6. Attach your feed slip here.



## Project Reflection



When answering these questions, BE SPECIFIC and use examples.  
You may attach an extra page if needed.

1. What did you learn NEW this year? \_\_\_\_\_

---

---

---

---

2. What was the most fun? \_\_\_\_\_

---

---

---

---

3. If you were to do this project again, is there anything you would change or do differently?

---

---

Why? \_\_\_\_\_

---

---

4. What resources did you use to prepare your project? (books, magazines, videos, people you talked to, etc.)

---

---

---

---

## Standard of Perfection

Complete the Standard of Perfection using any ONE of your current project animal(s).  
*If your project is a mixed breed, choose a breed to study.*

My breed of rabbit is: \_\_\_\_\_

1. Schedule of Points:

General Type	_____	Markings	_____
Body	_____	_____	_____
Hindquarters	_____	_____	_____
Midsection	_____	_____	_____
Shoulders	_____	_____	_____
_____	_____	_____	_____
_____	_____	_____	_____
_____	_____	_____	_____
_____	_____	Wool	_____
Color	_____	Density	_____
_____	_____	Texture	_____
_____	_____	Length	_____
_____	_____	Ticking	_____
_____	_____	Silvering	_____
Condition	_____		
Fur	_____	Total Points = 100	
Sheen	_____		



**Standard of Perfection**  
(continued)



2. Where are most of the points concentrated in your breed of rabbit?

---

Why? \_\_\_\_\_

---

---

3. What is the IDEAL weight of a SENIOR BUCK for your breed of rabbit?

---

4. What is the IDEAL weight of a SENIOR DOE for your breed of rabbit?

---

5. List some disqualifications or faults associated with your breed of rabbit:

---

---

---

---

6. How many varieties are there of your breed of rabbit? \_\_\_\_\_

List them: \_\_\_\_\_

---

---

---

# Pedigree

Complete this Pedigree using any ONE of your current project animal(s). Pedigree should be of your rabbit. If your rabbit is a mixed breed, describe what a pedigree is and/or borrow one if possible. DO NOT attach the original pedigree. The fair board and/or rabbit superintendent CANNOT be responsible for the Rabbit Record Books while on display (and possible subsequent loss of your pedigree record.)

BREED \_\_\_\_\_  
 SEX \_\_\_\_\_  
 BORN \_\_\_\_\_

NAME \_\_\_\_\_  
 Reg. No. \_\_\_\_\_ Ear No. \_\_\_\_\_  
 Color \_\_\_\_\_ Weight \_\_\_\_\_  
 Grand Champ. No. \_\_\_\_\_  
 Winnings: \_\_\_\_\_

SIRE \_\_\_\_\_  
 Reg. No. \_\_\_\_\_ Ear No. \_\_\_\_\_  
 Color \_\_\_\_\_ Weight \_\_\_\_\_  
 Grand Champ. No. \_\_\_\_\_  
 Winnings: \_\_\_\_\_

GRAND SIRE \_\_\_\_\_  
 Reg. No. \_\_\_\_\_ Ear No. \_\_\_\_\_  
 Color \_\_\_\_\_ Weight \_\_\_\_\_  
 Grand Champ. No. \_\_\_\_\_  
 Winnings: \_\_\_\_\_

GRAND DAM \_\_\_\_\_  
 Reg. No. \_\_\_\_\_ Ear No. \_\_\_\_\_  
 Color \_\_\_\_\_ Weight \_\_\_\_\_  
 Grand Champ. No. \_\_\_\_\_  
 Winnings: \_\_\_\_\_

G.G. SIRE \_\_\_\_\_  
 Reg. No. \_\_\_\_\_ Ear No. \_\_\_\_\_  
 Color \_\_\_\_\_ Weight \_\_\_\_\_  
 Grand Champ. No. \_\_\_\_\_

G.G. DAM \_\_\_\_\_  
 Reg. No. \_\_\_\_\_ Ear No. \_\_\_\_\_  
 Color \_\_\_\_\_ Weight \_\_\_\_\_  
 Grand Champ. No. \_\_\_\_\_

G.G. SIRE \_\_\_\_\_  
 Reg. No. \_\_\_\_\_ Ear No. \_\_\_\_\_  
 Color \_\_\_\_\_ Weight \_\_\_\_\_  
 Grand Champ. No. \_\_\_\_\_

G.G. DAM \_\_\_\_\_  
 Reg. No. \_\_\_\_\_ Ear No. \_\_\_\_\_  
 Color \_\_\_\_\_ Weight \_\_\_\_\_  
 Grand Champ. No. \_\_\_\_\_

G.G. SIRE \_\_\_\_\_  
 Reg. No. \_\_\_\_\_ Ear No. \_\_\_\_\_  
 Color \_\_\_\_\_ Weight \_\_\_\_\_  
 Grand Champ. No. \_\_\_\_\_

G.G. DAM \_\_\_\_\_  
 Reg. No. \_\_\_\_\_ Ear No. \_\_\_\_\_  
 Color \_\_\_\_\_ Weight \_\_\_\_\_  
 Grand Champ. No. \_\_\_\_\_

G.G. SIRE \_\_\_\_\_  
 Reg. No. \_\_\_\_\_ Ear No. \_\_\_\_\_  
 Color \_\_\_\_\_ Weight \_\_\_\_\_  
 Grand Champ. No. \_\_\_\_\_

G.G. DAM \_\_\_\_\_  
 Reg. No. \_\_\_\_\_ Ear No. \_\_\_\_\_  
 Color \_\_\_\_\_ Weight \_\_\_\_\_  
 Grand Champ. No. \_\_\_\_\_

## Breeding

If you do not breed rabbits, attach a 1/2 page story about your rabbit.

1. Complete the breeding records below to show breeding of your project animal(s):

Hutch Number: \_\_\_\_\_ Doe Number and Name: \_\_\_\_\_

Breed: \_\_\_\_\_ Born: \_\_\_\_\_ Sire No.: \_\_\_\_\_ Dam No.: \_\_\_\_\_

Served By	Date Bred	Date Tested	Date Kindled	Number Kindled	Bucks	Does	Remarks

Hutch Number: \_\_\_\_\_ Doe Number and Name: \_\_\_\_\_

Breed: \_\_\_\_\_ Born: \_\_\_\_\_ Sire No.: \_\_\_\_\_ Dam No.: \_\_\_\_\_

Served By	Date Bred	Date Tested	Date Kindled	Number Kindled	Bucks	Does	Remarks

Hutch Number: \_\_\_\_\_ Doe Number and Name: \_\_\_\_\_

Breed: \_\_\_\_\_ Born: \_\_\_\_\_ Sire No.: \_\_\_\_\_ Dam No.: \_\_\_\_\_

Served By	Date Bred	Date Tested	Date Kindled	Number Kindled	Bucks	Does	Remarks

2. For breeding, take the \_\_\_\_\_ to the \_\_\_\_\_ hutch for service.

Why? \_\_\_\_\_

3. The gestation period for rabbits is about \_\_\_\_\_ days.
4. The birth of rabbits is called: \_\_\_\_\_.
5. What were some breeding problems or other interesting experiences you have had during this year's projects?  
 \_\_\_\_\_  
 \_\_\_\_\_  
 \_\_\_\_\_  
 \_\_\_\_\_  
 \_\_\_\_\_  
 \_\_\_\_\_



### Market Rabbit Project


*This section needs to be completed by youth showing Market Rabbits.  
Others should attach a 1/2 page Topic Report.*

Pen of 3 or  Fryer


Complete charts below for each doe used in breeding program. Weight record must be complete. Extra sheets may be used as needed.

Hutch Number: _____		Doe Number and Name: _____					
Breed: _____		Born: _____		Sire No.: _____		Dam No.: _____	
Served By	Date Bred	Date Tested	Date Kindled	Number Kindled	Bucks	Does	Remarks


# Weight Record



Weighing Sequence	Date	Weight			Age	Leader Signature
1		/ Litter		Average Weight	3 weeks	
2		/ Litter		Average Weight	5 weeks	
3		Litter	Individual	Animal Weights	7 weeks	
4		Litter	Individual	Animal Weights	8 weeks	
5		Litter	Individual	Animal Weights	9 weeks	
6		Litter	Individual	Animal Weights	10 weeks	







A photo of each project animal is to be attached to this page.

## My 4-H Rabbit Project Record Book Score Sheet

4-H Member: \_\_\_\_\_

4-H Club: \_\_\_\_\_

Page		Possible Points	Your Points
1	<b>COVER SHEET</b>	5	
	All information is neat and complete.		
2	<b>WHY KEEP RECORDS</b>	5	
	Leader signed book.		
4-5	<b>MEMBER ACHIEVEMENT RECORD</b>	10	
	All information is neat and complete. All questions are answered.		
6	<b>PROJECT INVENTORY AND EXPENSE RECORD</b>	10	
	Information complete.		
7-9	<b>HOUSING AND FEEDING</b>	10	
	Information complete.		
10	<b>PROJECT REFLECTION</b>	10	
	Information complete		
11-12	<b>STANDARD OF PERFECTION</b>	10	
	Information complete.		
13	<b>PEDIGREE</b>	10	
	Information complete.		
14-15	<b>BREEDING OR 1/2 PAGE STORY</b>	10	
	Information complete or story is attached.		
15-16	<b>MARKET RECORDS/WEIGHT RECORD</b> <i>Required for Market Rabbit Project Animals</i> <b>OR</b> <b>1/2 PAGE TOPIC REPORT (ATTACHED)</b>	10	
	Information complete or report is attached.		
17	<b>PROJECT PHOTOGRAPHS</b>	10	
	Includes photographs of project animal(s). Captions included with pictures.		
	<b>TOTAL POINTS</b> <b>A: 100 - 70; B: 69 - 60; C: 59 - 10</b>	<b>100</b>	