

# GRATIOT COUNTY



## GOAT PROJECT RECORD BOOK 2024

Name: \_\_\_\_\_

4-H Club/FFA Chapter/Open: \_\_\_\_\_

Leader: \_\_\_\_\_

Age (as of January 1): \_\_\_\_\_

Years in Project Area: \_\_\_\_\_

Record Started: \_\_\_\_/\_\_\_\_/\_\_\_\_      Record Closed: \_\_\_\_/\_\_\_\_/\_\_\_\_  
Month      Day      Year                              Month      Day      Year

*Check One*

**Junior:**  
*8-11 years old*

**Intermediate:**  
*12-14 years old*

**Senior:**  
*15-19 years old*

## Record Book Instructions:

### DON'T CHANGE THE PAPER:

Completed record books must be on standard letter sized (8.5"x11") white paper. There are classes in still exhibits for scrapbooks so please leave these types of books there. Minor embellishments are allowed and neatness is encouraged. Books must be fastened with a staple in the upper right hand corner or secured inside a 3 ring binder or folder.

### CHOOSE THE RIGHT PATH:

There will be two possible tracks for this record book. If you are exhibiting a market animal (even if you are also exhibiting a breeding stock goat project) you **MUST** complete the market track. On the bottom of each page will be "Breeding Stock" graphic (green hoof) and "Market" graphic (orange hoof) of the pages on your track. If the graphic is not printed on the page do not complete the page. Examples below.



### DON'T BE LATE... KNOW THE DUE DATE:

The date and time to turn-in a completed record book will be listed on the Schedule of Events for Exhibitors printed in the front of the annual Fair Book.

### USE THE RIGHT RESOURCES:

A good resources to help complete this record book is the publication "*Goat Resource Handbook*" (OSU Extension 4H135R) and is available for checkout at the MSU Extension Office. Some answers will be found at [gffy.org](http://gffy.org) and inside the fair book general and species rules.

### YOU CAN ONLY ENTER ONE BOOK:

Even though there is a Breeding Stock Track, if you are exhibiting both market and breeding stock then you **MUST** only do the Market Track. Anyone who turns-in more than one record book for the goat record book class will only have their market record book judged.

# All About My Goat Project:

*For this page, use the animal the exhibitor will most likely exhibit at the fair. If you are exhibiting market and breeding stock, focus on one market goat.*

Name (or identification) of my animal: \_\_\_\_\_

Tag Number: \_\_\_\_\_ Breed: \_\_\_\_\_

Color(s): \_\_\_\_\_ Date of Birth: \_\_\_\_\_  Actual Birthdate  
 Estimated Birthdate

Special Markings: \_\_\_\_\_

\_\_\_\_\_

Please Check One:  Purchased  Bred Date of purchase: \_\_\_\_\_

Please Check One:  Wether  Buck  Doe

Purchase Price: \_\_\_\_\_ If you raised your animal, list the estimated market value.

Is your goat a dairy goat? \_\_\_\_\_ If yes, do you milk the goat or does someone else do this chore? \_\_\_\_\_

How many goats are on your farm? \_\_\_\_\_

How many goats are you responsible for caring for? \_\_\_\_\_

*A completed record book should have photos of your animal. At minimum this book should have a beginning picture, a picture of your goat playing on something you have for your goat, and an ending picture. Photo captions are encouraged. Up to two extra pages can be included behind this page within this record book.*

# All About My Goat Project:

You may choose to do the weight record **OR** the essay. You may not do both the weight record and the essay for this record book. The points scored for whichever choice you make will be the same. The fair recommends all market exhibitors weigh their animals frequently but understands that access to a scale is not always available.

## Choice 1 - Weight Record:

Do not complete the Essay "Choice 2" below if you complete this section.

It is recommended to weigh your market goat animal(s) at least once each month. Use one chart for up to four animals. These should be the same (up to) four market goat animals registered on the market goat registration form. If you are doing a breeding program this can be a goat being raised.

ANIMAL ID					
DATE	METHOD <small>Scale, tape, etc.</small>	WEIGHT	WEIGHT	WEIGHT	WEIGHT
Beginning					
Final					
Describe changes made based on information you gathered collecting these weight data.					

## Choice 2 - Project Essay:

Do not complete the Weight Record "Choice 1" above if you complete this section.

Write and attach to your completed book an essay from one of these two essay topic choices. Junior exhibitors complete an up to half page essay. Intermediate Exhibitors complete an up to one page essay. Senior Exhibitors complete an up to 2 page essay. **Topic 1:** Describe what judges look for in the show ring of the fair. Discuss steps you can take to present your animal in the best possible way to a judge. **Topic 2:** Discuss what is involved to produce milk from goats and what the milk can be used to make. Essays have the same possible points as the above weight section.

# Project Expenses:

List all expenses for this goat project and record the amount spent under the proper column. If your family/farm is providing feed, please estimate an approximate value. Add additional sheet if necessary.

**NOTE: DO NOT** put the *Purchase Cost of the Animal* on this page. It will be added on the next page.

How many animals are included for these expenses? (For example, may included your backup animal or a family member's project if raising together.)					
Date of Purchase	Purchase Description	Feed	Vet/Health	Bedding	Other
<b>TOTAL Column Expenses:</b>					
<b>TOTAL Project Expenses:</b> (Find by adding Total Column Expenses together.)					
<b>AVERAGE Cost per Animal:</b> (Find by dividing Total Project Expenses by number of animals included in expenses.)					



## Business Plan (MARKET TRACK ONLY):

The following calculations will help you learn about your ability to earn a profit for your participation in this agricultural project. Often in animal projects the profit margin for industrial feeder facilities have a slim profit margin. Let's see how you compare.

AVERAGE Cost per Animal (from expenses on previous page): \_\_\_\_\_

+ Purchase Cost of Primary Project Animal Only: \_\_\_\_\_

= TOTAL COST (add costs above): \_\_\_\_\_

What is the current market price for market goats? \_\_\_\_\_

*A good source to find the current market price is at UPI Manchester under "Meat Type Kids". Prices on this report will be calculated by the animal and NOT by the pound (or 100 lbs.).*

Would you be able to make a profit if you sold your goat at the stock yard at this current market price rather than the fair's livestock sale? Why or why not?

---

---

---

---

---

One of the most important parts of any market animal project is marketing. Tell how you marketed your project. Did you send out letters? Did you call prospective buyers? How did you decide who you were going to send a letter to?

---

---

---

---

---

Please include a copy of your letter with your record book.

# Caring for My Goat Project: (BREEDING STOCK TRACK ONLY)

Describe the pen/pasture you have for your breeding stock animal(s):

---

---

---

---

I feed my goat (please check all that apply)

\_\_\_\_\_ Hay                      \_\_\_\_\_ Pellets                      \_\_\_\_\_ Supplements  
\_\_\_\_\_ Grain                      \_\_\_\_\_ Other \_\_\_\_\_

To show your breeding stock animal(s) at GCFY they must be registered. Forms are due on \_\_\_\_\_. Forms turned in late will have a \_\_\_\_\_ per business day late fee. Forms received after \_\_\_\_\_ will not be accepted.

How I get my goat animal ready for a show:

Two or more months before show: \_\_\_\_\_

---

---

One month before show: \_\_\_\_\_

---

---

One week before show: \_\_\_\_\_

---

---

Day of show: \_\_\_\_\_

---

---

---

---

# Important Goat Exhibitor Knowledge:

**JUNIOR, INTERMEDIATE, & SENIOR (Ages 8 to 19) complete the following questions:**

Market goats at the Gratiot County Fair for Youth must have a minimum weight of \_\_\_\_\_ lbs. in order to show in market and sell.

ALL goats shown at GCFY must be identified with a USDA or MDARD approved \_\_\_\_\_ tag, a \_\_\_\_\_, or a \_\_\_\_\_. If microchipped, exhibitor must provide an electronic reader.

What time must all fair animals be fed and watered and have their pens cleaned by? \_\_\_\_\_.

If proper care is not given to your animal the superintendent will place a \_\_\_\_\_ tag on your pen and the exhibitor must

---

---

If there is a second offense, a \_\_\_\_\_ tag will be placed on your pen and the exhibitor must

---

---

Using the schedule of events for exhibitors, give day and time for the following events.

Market Goat Weigh-in \_\_\_\_\_

Record Books Due \_\_\_\_\_

Goat Judging & Showmanship \_\_\_\_\_

Market Goat Pictures are taken \_\_\_\_\_

Livestock Auction \_\_\_\_\_

GCFY exhibitors may only show \_\_\_\_\_ animals in showmanship classes. These animals must also be \_\_\_\_\_ and shown in these types of classes: \_\_\_\_\_, \_\_\_\_\_, \_\_\_\_\_, &/or \_\_\_\_\_. This does NOT include \_\_\_\_\_ or \_\_\_\_\_.

Drug testing may be performed on \_\_\_\_\_ animals at \_\_\_\_\_ while on the fair-grounds. Any animal found to be in violation of will be \_\_\_\_\_ and any monies or \_\_\_\_\_ will be \_\_\_\_\_.

What is show ring attire for goats? \_\_\_\_\_

When the animals go home from fair, what are you expected to do in the barn where your animal was penned?

---

---



# General Goat Knowledge:

**INTERMEDIATE & SENIOR (Ages 12 to 19) complete the following questions:**

Normal temperature for a goat is \_\_\_\_\_ °F.

How can ring worm spread? \_\_\_\_\_

\_\_\_\_\_

How do you know if ring worm is "dead" or inactive? \_\_\_\_\_

\_\_\_\_\_

What is a Scrapie Tag and what is its purpose? \_\_\_\_\_

\_\_\_\_\_

What are measures we can take to prevent our visitors from becoming ill after visiting the fair? \_\_\_\_\_

\_\_\_\_\_

What is biosecurity? \_\_\_\_\_

\_\_\_\_\_

When giving a goat an injection what do the following mean? PO and/or O \_\_\_\_\_

SQ \_\_\_\_\_, IM \_\_\_\_\_, IV \_\_\_\_\_

**SENIOR (Ages 15 to 19) complete the following questions:**

What biosecurity measures do you take at home before and after the fair (or if you go to other shows before the fair)?

\_\_\_\_\_

\_\_\_\_\_

\_\_\_\_\_

Where is meant by a withdrawal time on a medication? \_\_\_\_\_

\_\_\_\_\_

What is the treatment protocol on a drug label? \_\_\_\_\_

\_\_\_\_\_

What changes, improvements or additions would you like to see happen in the goat program?

\_\_\_\_\_

\_\_\_\_\_

\_\_\_\_\_

What topics would you like to see covered in the record book next year? \_\_\_\_\_

\_\_\_\_\_

\_\_\_\_\_

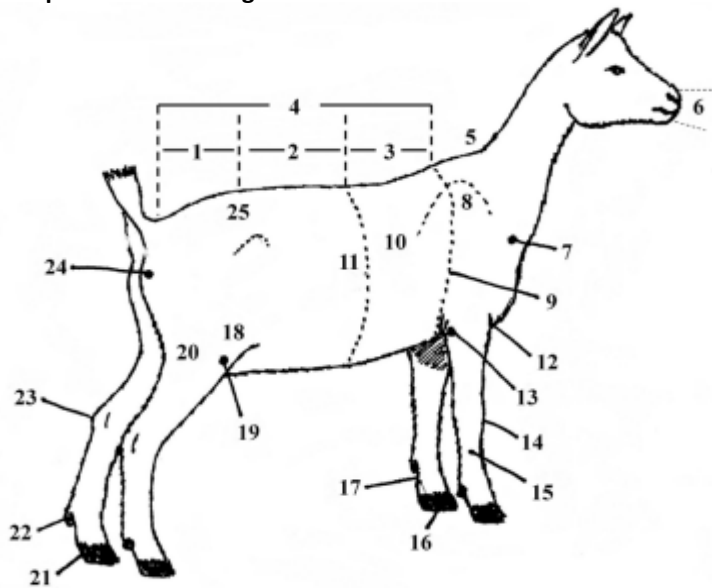
\_\_\_\_\_

# Goat Parts & Cuts of Meat:

JUNIOR, INTERMEDIATE, & SENIOR (Ages 8 to 19) complete the following:

## GOAT PARTS:

Next to each part, write the NUMBER for that part from the goat diagram.

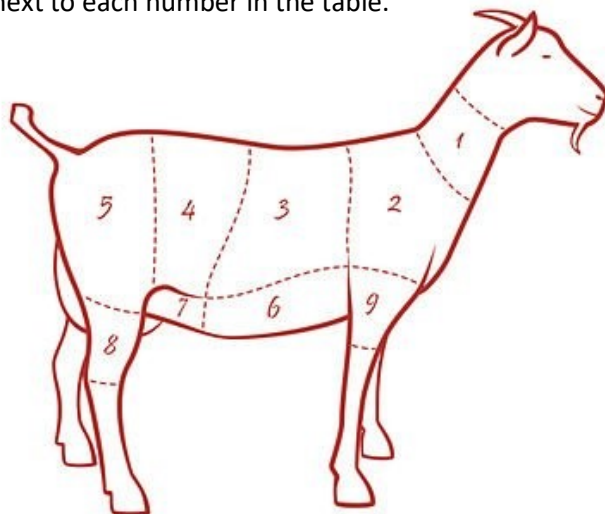


- |                   |                      |                         |
|-------------------|----------------------|-------------------------|
| _____ Barrel      | _____ Pastern        | _____ Dewclaw           |
| _____ Topline     | _____ Hoof           | _____ Flank             |
| _____ Withers     | _____ Point of Elbow | _____ Thigh             |
| _____ Rump        | _____ Chest Floor    | _____ Point of Shoulder |
| _____ Loin        | _____ Hock           | _____ Hip               |
| _____ Chine       | _____ Knee           | _____ Pin Bone          |
| _____ Ribs        | _____ Muzzle         | _____ Cannon Bone       |
| _____ Heart Girth | _____ Stifle         | _____ Shoulder Blade    |
| _____ Heel        |                      |                         |

INTERMEDIATE & SENIOR (Ages 12 to 19) complete the following:

## CUTS OF MEAT:

Write the cut of meat next to each number in the table.



1	
2	
3	
4	
5	
6	
7	
8	
9	

# Health & Diseases:

JUNIOR, INTERMEDIATE, & SENIOR (Ages 8 to 19) complete the following:

## Reading Product Labels

Use the label below to answer the following questions.

1. What is the name of this product? \_\_\_\_\_
2. Is this used as a medication or vaccine? \_\_\_\_\_
3. How should this be administered? \_\_\_\_\_
4. What is the dosage for goats and how often should it be given?  
\_\_\_\_\_
5. What is the withdrawal time? \_\_\_\_\_
6. Looking at the temperature this should be stored at, where can it be safely stored before opening?  
\_\_\_\_\_
7. Can you store this product once it is opened? \_\_\_\_\_

**Exp. Date:** \_\_\_\_\_  
**Serial No.:** \_\_\_\_\_

**Indications:** Recommended for the vaccination of healthy, susceptible sheep, goats and cattle against enterotoxemia and tetanus caused by the toxins of *Clostridium perfringens* Types C and D and *Clostridium tetani*. Although *Cl. perfringens* Type B is not a significant problem in the U.S.A., immunity may be provided against the beta and epsilon toxins elaborated by *Cl. perfringens* Type B. This immunity is derived from the combination of Type C (beta) and Type D (epsilon) fractions.

**Composition:** Prepared from cultures of the organisms listed. Alum precipitated.

**Dosage:**  
**Cattle:** Using aseptic technique, inject 5 mL subcutaneously. Repeat in 21 to 28 days and once annually.

**Sheep and Goats:** Using aseptic technique, inject 2 mL subcutaneously. Repeat in 21 to 28 days and once annually.

**Precautions:** Store out of direct sunlight at 35-45°F (2-7°C). Avoid freezing. Shake well before using. Use entire contents when first opened. Do not vaccinate within 21 days before slaughter. Anaphylactoid reactions may occur.

**Antidote:** Administer epinephrine.

**Boehringer Ingelheim Vetmedica, Inc.**  
St. Joseph, Missouri 64506 U.S.A.  
U.S. Veterinary License No. 124  
Code 120-321; 20302-04

**Clostridium Perfringens  
Types C & D-  
Tetanus Toxoid  
Bar Vac® CD/T**

250 mL/50 Cattle Doses or  
125 Sheep/Goat Doses

**Boehringer Ingelheim**

TAKE TIME  
OBSERVE LABEL  
DIRECTIONS

List steps you can take to keep your goat healthy.

---

---

---

---

---

# Health & Diseases:

**INTERMEDIATE & SENIOR (Ages 12 to 19) complete the following:**

Listed below are common health problems in goats. What are symptoms and treatment?

Listeriosis: \_\_\_\_\_  
\_\_\_\_\_  
\_\_\_\_\_

Uroliths: \_\_\_\_\_  
\_\_\_\_\_  
\_\_\_\_\_

Mastitis: \_\_\_\_\_  
\_\_\_\_\_  
\_\_\_\_\_

Caprine Arthritis Encephalitis (CAE): \_\_\_\_\_  
\_\_\_\_\_  
\_\_\_\_\_

Scrapie: \_\_\_\_\_  
\_\_\_\_\_  
\_\_\_\_\_

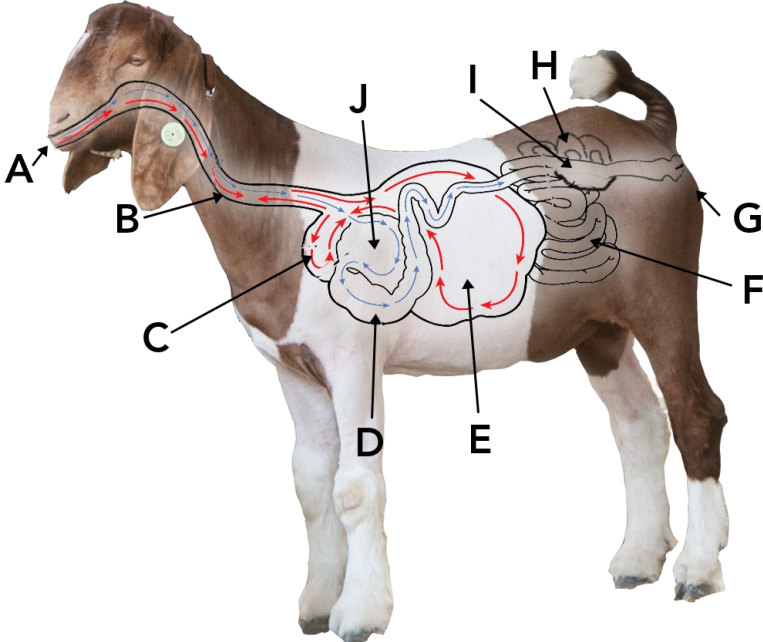
Foot Rot: \_\_\_\_\_  
\_\_\_\_\_  
\_\_\_\_\_

A zoonotic disease is \_\_\_\_\_.

# Digestion & Nutrition:

SENIOR (Ages 15 to 19) complete the following:

Label the following goat digestive system.



A	
B	
C	
D	
E	
F	
G	
H	
I	
J	

List the four chambers of the goat's stomach and the function of each.

Chamber's Name	Chamber Function

What is the advantage for having a four chamber stomach for a ruminant animal?

---



---



---



---