



# Gratiot County Cat Project Record Book



Record for Project Year 20\_\_ to 20 \_\_



## My Exhibitor Profile

Name of Exhibitor: \_\_\_\_\_

My Age as of Jan 1<sup>st</sup> of Current Year: \_\_\_\_\_

Years in Cat Project: \_\_\_\_\_

Name of 4H Club / FFA Chapter / Open Exhibitor: \_\_\_\_\_

Club Leader / Chapter Advisor / Parent: \_\_\_\_\_

picture of exhibitor and their cat/kitten

## Signatures

By signing below, I certify that I have completed this record book myself (with minimal assistance from leader/advisor/parent) and to the best of my knowledge, the information included is correct.

Exhibitor Signature \_\_\_\_\_ Date \_\_\_\_\_

Leader/Advisor/Parent Signature \_\_\_\_\_ Date \_\_\_\_\_

### **Why Complete a Record Book?**

A record book is a way for you to learn. Keeping a Cat Project Record Book will help you:

- To organize yourself
- Set reasonable goals for yourself
- Recognize and appreciate what you've learned this year from the goals you reached
- Track your progress and successes from year to year
- Explain what you've learned
- Keep track of your project costs

### **Guidelines for the Cat Project Record Book:**

Start your record book at the beginning of the project year (typically September 1st of year prior to fair) and keep track of all your expenses and receipts during the year. It is important to update your record book monthly. Keep your book neat and complete.

Start the project year by setting goals to complete. These goals could include "Cat Care Skills" or "Personal Development Activities." To expand your horizons, try to accomplish new skills each year you are in the project.

Your record book should be kept in a folder. It is recommended you save your record books from previous years. That way, you can easily compare your progress and achievements throughout your years in the Cat Project Area. It will also help you when you apply for awards, jobs, college, etc.

### **Completeness (Maximum 40 pts)**

Your record book must follow the format of the record book template located on the GCFFY website. The judge will be evaluating whether each section is filled out completely. If something is not applicable to you and your cat, note that with "N.A." Don't leave it blank. The judge will expect more detail from older youth than from younger ones. Focus only on the current project year, however previous years can be referenced and/or included at the end of your record book. If you need more space for any item, insert an additional page following the page where you ran out of space. Repeat the subject or questions above your extended answer.

### **Neatness (Maximum 20 pts)**

Juniors may use pencil to write their responses. Be sure it is dark enough for the judge to read easily. Older youth should print legibly in ink. Type written record books will require prior approval from the project superintendent. Numerous erasures (or whiteout corrections) mean you should probably redo the page. Grammar and correct spelling are also part of neatness.

### **Creativity (Maximum 15 pts)**

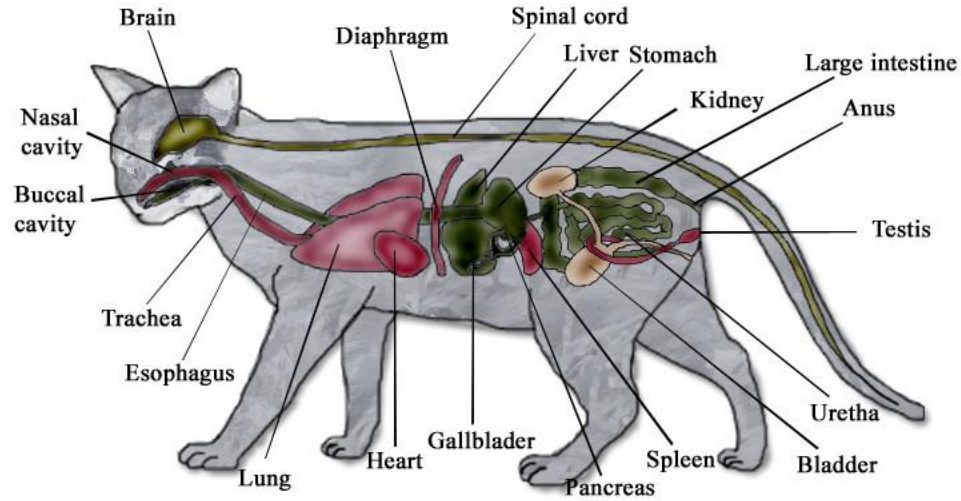
You may use a duotang, 3ring binder or 4H record book folder. The cover may be decorated in any manner, but must remain same size as your binder or duotang. Stickers, extra photo pages, your own artwork, and ribbons you earned, etc. will be judged as elements of creativity.

### **Goals and Summary (Maximum 25 pts)**

Clear realistic goals for project year. Goals should show growth and interest in learning from the project. As the exhibitor ages, the goals should be more challenging. Summary should be a statement for each goal as to what was learned, problems, successes and what, if anything, you would do differently.



# GENERAL ANATOMY OF A CAT



## Using the Diagram Above:

List the parts of the digestive system:

---

---

---

List the parts of the respiratory system:

---

---

---

## My General Cat Knowledge:

An adult cat has \_\_\_\_\_ number of teeth and a kitten has \_\_\_\_\_ number of teeth.

What is the normal temperature for cat \_\_\_\_\_

How many bones do cats have \_\_\_\_\_

An external parasite that sucks blood off its host and transmits disease is a \_\_\_\_\_

What are three signs of illness in a cat \_\_\_\_\_

---

Name three diseases a cat can suffer from: \_\_\_\_\_

---

Name three breeds of long-haired cats: \_\_\_\_\_

---

Name three breeds of short-haired cats: \_\_\_\_\_

---

**My Cat/Kitten and I in Pictures:** A completed record book should have photos of yourself and your animal. Provide 4-6 photographs with captions.

## Feline Care

How often do you clean your cat's litter box? \_\_\_\_\_

What kind of food do you feed your cat? \_\_\_\_\_

How often and how much food do you feed your cat? \_\_\_\_\_

How often do you clean your cat's food and water containers? \_\_\_\_\_

How often do you play with your cat? \_\_\_\_\_

How often do you brush your cat? \_\_\_\_\_

What is your cat's favorite place to hide? \_\_\_\_\_

What is your cat's favorite toy? \_\_\_\_\_

Does your cat live indoors/outdoors or both? \_\_\_\_\_

Has your cat ever: (if yes, give details)

Been sick? \_\_\_\_\_

\_\_\_\_\_

Been hurt? \_\_\_\_\_

\_\_\_\_\_

Been lost? \_\_\_\_\_

\_\_\_\_\_

## Annual Feline Health Care Practices

For your cat/kitten to achieve and maintain optimal health, your local veterinarian should complete an annual exam and other practices as necessary.

Date of Most Recent Physical Exam \_\_\_\_\_

Date of Most Recent Dental Prophylaxis \_\_\_\_\_

Date of Most Recent Blood Work \_\_\_\_\_

Which vaccines have you given your cat?

Name of Vaccine	Date Given	Disease it Protects Against

Veterinarian and Clinic Name \_\_\_\_\_

Address and Phone \_\_\_\_\_

Does your cat have any medical conditions that require special medication(s)? \_\_\_\_\_ Yes \_\_\_\_\_ No

What medication(s)? \_\_\_\_\_

How often do you administer? \_\_\_\_\_



## **My Cat Project Story Instructions**

Your Cat Project Story is an opportunity to reflect on your project experiences that focuses on the current record book year. Your project story should trace your progress through the year. Describe: some of the important things you learned about your animal; some of the important things you learned about yourself; your accomplishments and improvements you need to make. Junior: 250 – 500 words • Intermediate: 500 – 1000 words • Senior: 1000 – 2000 words.